

# ACRS21: Getting Started

Student Name: \_\_\_\_\_

## Step 1: Log In to The AET





Go to <http://www.theaet.com>, and log in by choosing:



## Step 2: Complete Pre-Test

Select **PROFILE**. Select **Test your knowledge and gain a passing score**.



About You

-  Manage/Edit your personal profile and password
-  Record your class schedule
-  Manage your Resume information
-  Test your knowledge and gain a passing score

- a. Click "Access this Quiz" for the ACRS 21 Pretest.

AET Quizzes and Assessments

Please see below for quizzes that are available to you.

Quiz Type	Best Score	Date	Results
 Tractor and Machinery Safety Awareness Exam			<a href="#">Access this Quiz</a>
 ACRS21 LEQ-H Assessment - Pretest			<div style="border: 2px solid red; padding: 2px;"><a href="#">Access this Quiz</a></div>

- b. Read the directions for the Pretest then click "Begin Exam."
- c. Complete the pretest to your best ability. There are no right or wrong answers. Make sure to hit "Submit" at the bottom.
- d. Evaluate your scores. Use both charts to determine where and how you should improve your soft skills.

<-- Go Back
Begin Exam

Date	Time Mgmt	Social Competence	Achievement Motivation	Intellectual Flexibility	Task Leadership	Emotional Control	Active Initiative	Self Confidence
4/5/2021	Fair	Good	Good	Good	Good	Excellent	Good	Good

Life Effectiveness Questionnaire (LEQ-H)	
Soft Skill Factors	Description
Time Management	Makes optimum use of time.
Social Competence	Personal confidence and self-perceived ability in social interactions.
Achievement Motivation	Motivated to achieve excellence and put the required effort into action to attain it.
Intellectual Flexibility	Can adapt his/her thinking and accommodate new information from changing conditions and different perspectives.
Task Leadership	Can lead other people effectively when a task needs to be done.
Emotional Control	Maintains control when he/she is faced with potentially stressful situations.
Active Initiative	Likes to initiate action in new situations.
Self Confidence	Confidence in his/her abilities and the success of their actions.

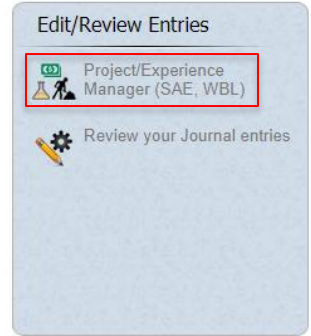


# ACRS21: Getting Started

## Step 3: Create Foundational SAE

Select **JOURNAL**. Select **Project/Experience Manager (SAE, WBL)**.

- a. Click "Add New" to begin a new project.
- b. Define the project then click "Save."



### Add/Edit Experiences

Name: ?	Career Exploration Activities
Experience Focus: ?	<input checked="" type="radio"/> Individual <input type="radio"/> School Based <input type="radio"/> Service Learning
Tracking Your Experience: ?	Basic: <input checked="" type="radio"/> Foundational Agriscience: <input type="radio"/> Research/Experimental Job: <input type="radio"/> Paid Placement <input type="radio"/> Unpaid Placement Business: <input type="radio"/> Entrepreneurship/Ownership
Primary Experience Category: ?	Foundational
Primary Subcategory: ?	Foundational Skills

**Name:** Title your project. This Foundational SAE will be used to document activities relating to career discovery & exploration (job shadow, industry tours, career fairs, etc.)

**Type of SAE:** Select Foundational SAE. The bottom portion will auto-populate.

- c. Complete your SAE Plan.

### Project/Experience Manager (SAE)

[Print All SAE Agreements](#)

[View SAE Assessments](#)  
 0 Unread Assessments

Settings / Planning (#1)		Records (#2)			Reflection (#3)		
Settings <small>(Active, Setup, Location)</small>	Start Yr - Name / Type	Planning <small>(SAE Plan, Budget)</small>	Financial Entries	Journal Entries	Files / Photos	Current Value ? <small>(Annual Review, Inventory, Usage, Skills, Reporting)</small>	Resources ? <small>(Annual Review, Inventory, Usage, Skills, Reporting)</small>
	Career Exploration Activities FN - Foundational Skills		0	0	0	0.0 hrs	
GRAND TOTAL			0	0	0	\$0 0 hrs	

**Description and Overview of Your Project** – This is a summary of your project to help quickly A few areas to consider:

My interest and motivation for this project is \_\_\_\_\_  
 My project will start \_\_\_\_ and end on \_\_\_\_.  
 My project goals are (1)\_\_\_\_\_, (2)\_\_\_\_\_ and (3) \_\_\_\_\_  
 \_\_\_\_\_ is assisting me with my project and helping me through \_\_\_\_\_ activities.  
 In terms of project safety, important areas of safety include \_\_\_\_\_, \_\_\_\_\_, and \_\_\_\_\_.

**Description:** Copy & Paste the sentence stems into the textbox. Fill in the information as you feel necessary. **Focus on career interests or goals to assist you in completing the sentence stems.**



Description | **Time Investment** | Financial Investment | Learning Objectives (Skills)

**Estimated Investment of Time** – This is a plan for the time you are likely to invest in your sentence(s) below to begin your plan.

I will spend \_\_\_\_ hours per week in \_\_\_\_ activities.

My project time varies from month to month, but common activities are \_\_\_\_\_, \_\_\_\_\_ and \_\_\_\_\_.

My project time relates to my career plan, which is to \_\_\_\_\_.

**Time Investment:** Copy & Paste the sentence stems into the textbox. Fill in the information as you feel necessary. **Possibly state how many hours per semester you will dedicate towards career exploration.**

Description | Time Investment | **Financial Investment** | Learning Objectives (Skills)

**Estimated Financial Investments (project funds and expenses)** – Foundational project values. If so, please choose from the following sentences to get started.

I do not need any financial investments to complete this project.

The funds I need to invest in my project will come from \_\_\_\_\_.

In terms of total cost, my project will annually require \$\_\_\_\_\_ per year to operate my project.

**Financial Investment:** Will most likely input: **I do not need any financial investments to complete this project.**

Save All & Return | Cancel

Description | Time Investment | Financial Investment | **Learning Objectives (Skills)**

**Foundational Learning Outcomes** – Choose "Add/Explore Skill Areas" to identify learning experiences you feel you may gain from your project. As a Foundational Project, you should be choosing from all areas to have a complete project. A minimum of **three** skills are required for a complete plan (green check mark).

Once you have added skill areas, come back to your plan and in your own words describe likely activities that will be part of your project. These are planned learning experiences, so a general idea for each skill will do for this step.

**+ Add/Explore Skill Areas**

Skill	Planned Activities	Delete
No skill areas have been added. Click 'Add' above to get started.		

**Learning Objectives (Skills):** Add 3 skills to your project.

All Foundational Skills or CRP 10 is encouraged!

Save All & Return | Cancel

Description | Time Investment | Financial Investment | Learning Objectives (Skills)

**Foundational Learning Outcomes** – Choose "Add/Explore Skill Areas" to identify learning experiences you feel you may gain from your project. As a Foundational Project, you should be choosing from all areas to have a complete project. A minimum of **three** skills are required for a complete plan (green check mark).

Once you have added skill areas, come back to your plan and in your own words describe likely activities that will be part of your project. These are planned learning experiences, so a general idea for each skill will do for this step.

**+ Add/Explore Skill Areas**

Skill	Planned Activities	Delete
FND.A1.01 Explore areas that interest you		X
FND.A2.02 Build or maintain a resume		X
FND.A3.05 Search for scholarship or financial resources for education		X

**Learning Objectives (Skills):** Once skills are selected, add Planned Activities in each of the corresponding boxes.

Click "Save All & Return" when complete.



# ACRS21: Getting Started

## Step 4: Update AET Resume

Select **PROFILE**. Select **Manage your Resume information**.

- a. Under "Objective," fill in your career goals.

Review/Edit   JudgingCard Results   **Objective**   References

Provide a short statement that highlights your career goals.

Save

**Objective:** Example career goal:  
  
I plan to seek a position as a Pest Control Advisor in the future. I will prepare for this career by attending Fresno State and earning a degree in Plant Science.

About You

- Manage/Edit your personal profile and password
- Record your class schedule
- Manage your Resume information**
- Test your knowledge and gain a passing score

**Objective:** Use this guide to help you!  
  
I plan to seek a position as a \_\_\_\_\_ (insert career) in the future. I will prepare for this career by \_\_\_\_\_ (describe how you will work towards your goal, ie: college, trade school, work experience, etc.)

- b. Under "References," fill in your references.

Review/Edit   JudgingCard Results   Objective   **References**

Please list the **name, address, phone and email** for each reference to be shown on your resume.

Save

**References:** Be sure to include all parts of a reference. For example:  
  
Dr. Sharon Freeman  
Fresno State  
2415 E. San Ramon  
Fresno, CA 93740  
559-278-4423  
sfreeman@mail.fresnostate.edu

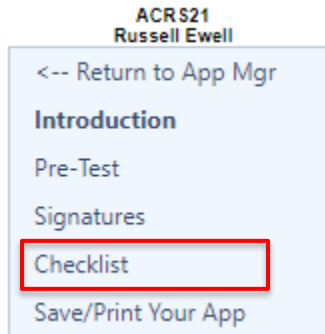
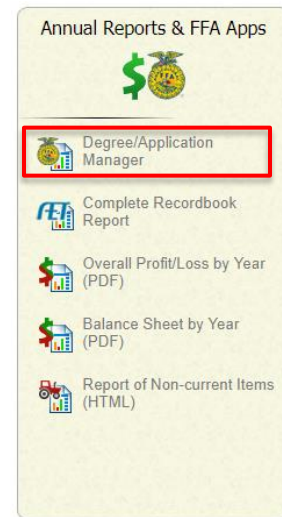


# ACRS21: Getting Started

## Step 5: Review Certificate Requirements

Select **REPORTS**. Select **Degree/Application Manager**.

- a. Select "ACRS 21 High School Certificate" from the drop down menu then click "Add New".
- b. Click "Checklist" on the application menu.



- c. Review your Checklist & begin working on meeting certificate requirements.

### CHECKLIST OF MINIMUM QUALIFICATIONS

Special Notes for this page:

- Video for Students
- *Missing, Error, or Not Met* indicates a condition causing the candidate not to qualify for the degree.
- *Review* indicates a condition that will require additional explanation or documentation.

	Condition	Item	Verification Area
20	<b>VERIFY IN RECORDS</b>	Complete LEQ-H Pre-Test	<a href="#">Quiz System</a>

	Condition	Item	Your Value	Verification Area
1	<b>NOT MET</b>	15 hours of Attendance/Participation in Meetings & Committees	1.0	<a href="#">Journal Entries</a>
2	<b>NOT MET</b>	40 hours of Leadership Activities/Postitions	12.0	<a href="#">Journal Entries</a>
3	<b>NOT MET</b>	25 hours of team participation	1.0	<a href="#">Journal Entries</a>
4	<b>NOT MET</b>	30 Hours of service in your community	5.0	<a href="#">Journal Entries</a>
5	<b>NOT MET</b>	1 hour of Formal Public Speaking Experience	0.2	<a href="#">Journal Entries</a>
6	<b>NOT MET</b>	139 hours of SAE Projects (Includes hours from #7-9)	7.0	<a href="#">Journal Entries</a>
7	<b>NOT MET</b>	- 27 hours of Job Shadowing/Career Exploration	2.0	<a href="#">Journal Entries</a>
8	<b>NOT MET</b>	- 10 hours of an Agri-Science Research Project	0.0	<a href="#">Journal Entries</a>
9	<b>VERIFY IN RECORDS</b>	- 2 hours of Career Readiness Counseling Sessions	5.0	<a href="#">Journal Entries</a>
<b>Total Hours</b>			<b>33.2 / 250</b>	

	Condition	Item	Your Value	Verification Area
10	<b>NOT MET</b>	Obtain 3 evaluations with a rating of 3.0 rating or higher	1.0000	<a href="#">SAE Assessments</a>
11	<b>VERIFY IN RECORDS</b>	Complete Resume - <i>objective listed and reference added</i>	0.0000	<a href="#">AET Student Resume</a>
12	<b>VERIFY IN RECORDS</b>	Complete LEQ-H post test - <i>only available when checklist hours are complete</i>	0.0000	<a href="#">Quiz System</a>
13	<b>NOT MET</b>	Obtain counselor approval signature	0.0000	<a href="#">Signature Screen</a>
14	<b>NOT MET</b>	Obtain advisor approval signature	0.0000	<a href="#">Signature Screen</a>

